

Thank you for your interest in our schematics. The schematic is available on the next page.


If you want to download additional parts of a schematic, or additional schematics, these must be requested individually.

To provide you with this information, more than 6000 members work regularly on the content of Radiomuseum.org.

As a member, you can access schematics, large images without watermarks and collector's prices. You will also surf at Radiomuseum.org without advertising. To do so, you may support Radiomuseum.org with a one-time membership fee of 20 € or 30 CHF or 25 US \$. We would be delighted if you joined as a member:


https://www.radiomuseum.org/dsp_anmelden_start.cfm

These books might be of interest of you:




Hello, Everybody! The Dawn of American Radio

Long before the Internet, another young technology was transforming the way we connect with the world. At the dawn of the twentieth century, radio grew from an obscure hobby into a mass medium with the power to reach millions of people.



The Rise of Radio, from Marconi through the Golden Age

As the dominant form of electronic mass communication in the United States from the 1930s into the 1950s, radio helped to forge a modern continental nation. It fused myriad subcultures heavily rural, ethnic, and immigrant into a national identity, unifying the nation in the face of the Depression and war.



The Paraset Radio: The Story of a WWII Spy-Radio and How to Build a Working Replica

This book describes the gripping story behind the Paraset – a unique spy-radio, dropped behind enemy lines in the dark days of WWII. This radio being both light weight and state of the art for the time was concealed in a suitcase, making ideal for use by the spies of SOE.

Click [here](#) for further information.

238

COMPILED BY M. N. BITTMAN, SUPREME PUBLICATIONS

lxexiaoimo@qq.com

S-486

LOOP CONNECTIONS USED ONLY
FOR MODELS 60-61-62
SWITCH OMITTED MODELS 60-61 & 62

S-451

85-24

S-452

S-453

S-452

S-453

PHONOGRAPH
CONNECTION

AUTOMATIC TUNER
CONNECTION SOCKET

DIAL
LAMP 2 1/2 VOLTS

SPEAKER CONNECTION
SOCKET

0.2

400 Ω

0.2

.25

S-441

S-440

.25

S-441

S-440

50,000

250,000

100,000

100,000

250,000

27

.03

M.S.-90

27

45

M.S.-89

45

78-26 & 57-162

0.2

2000

GND.

ZENITH RADIO CORPORATION

MODELS
50-60-61-62-602-612-622

54-64-67-642-672
WITH LOOP

VOLUME CONTROL
S-446

47,000

WIRE-WOUND

3,400

1,100 Ω

900 Ω

M.S.-88

22-61

S-440

S-440

10 Ω

VIEW FROM
OUTSIDE OF
CHASSIS

AC SWITCH

10 mfd.

MANUAL OF MOST-OFTEN-NEEDED RADIO DIAGRAMS