

Grigsby-Grunow Co.

Model: 71

Chassis:

Year: Pre 1932

Power:

Circuit:

IF:

Tubes:

Bands:

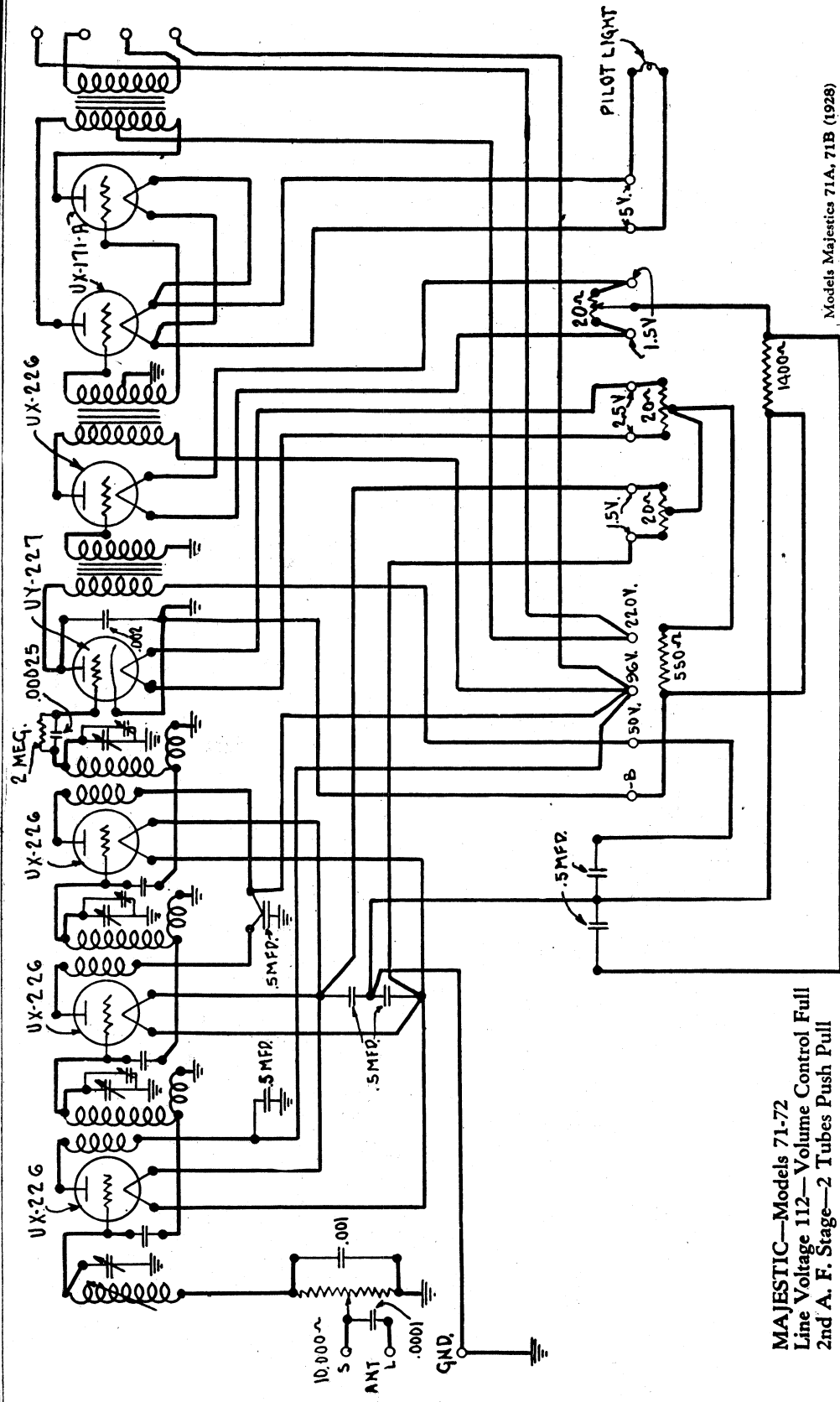
Resources

Riders Volume 1 - MAJESTIC 1-1

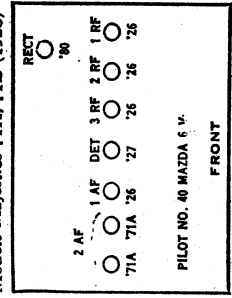
Riders Volume 1 - MAJESTIC 1-24

GRIGSBY - GRUNOW CO.

MODEL 70
Chassis



Models Majestics 71A, 71B (1928)

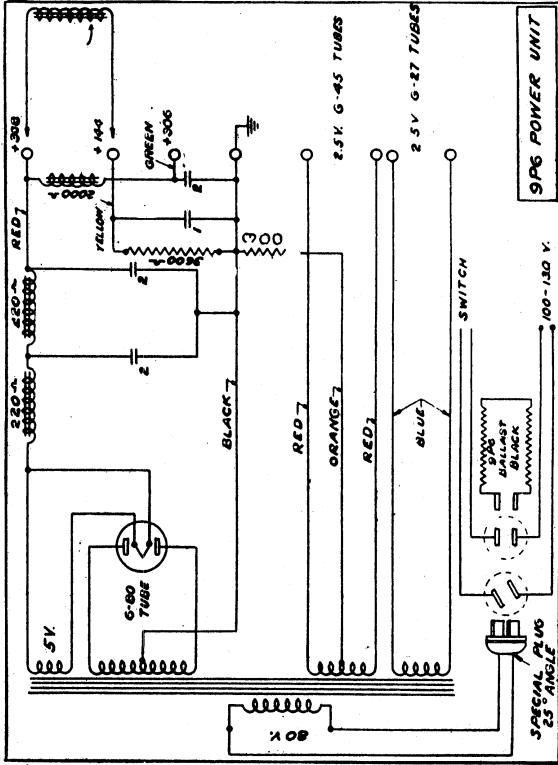


MAJESTIC—Models 71-72
Line Voltage 112—Volume Control Full
2nd A. F. Stage—2 Tubes Push Pull

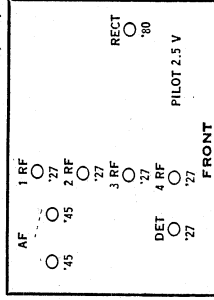
TUBE NO. IN ORDER	TYPE OF TUBE	POSITION		READINGS IN SOCKET OF SET										
		1ST A.F. DET. ETC.	2ND A.F. DET. ETC.	TUBE IN TESTER		NORMAL		PLATE M.A. GRID		PLATE M.A. CHARGE				
		VOLTS	VOLTS	VOLTS	VOLTS	VOLTS	VOLTS	VOLTS	VOLTS	VOLTS	VOLTS	VOLTS	VOLTS	VOLTS
1	226	1.5V. R.F.	1.5	102	1.4	96	5	3.5	8.5	3.0	—	—	—	—
2	226	2nd. A.F.	1.5	102	1.4	96	5	3.5	8.5	3.0	—	—	—	—
3	226	3rd. R.F.	1.5	102	1.4	96	5	3.5	8.5	3.0	—	—	—	—
4	227	Detector	2.4	100	2.2	40	0	3.0	—	—	—	—	—	—
5	226	1st. A.F.	1.5	100	1.4	83	4	3.5	8.0	4.5	—	—	—	—
6	177A	2nd. A.F.	5.0	192	4.8	190	40	20.0	23.0	5.0	—	—	—	—
7	177A	2nd. A.F.	5.0	192	4.8	180	40	20.0	23.0	5.0	—	—	—	—
8	280	Rectifier	—	—	—	—	—	—	—	—	—	—	—	—

MODEL 9-P-3, 9-P-6
Schematic, Data

GRIGSBY - GRUNOW CO.

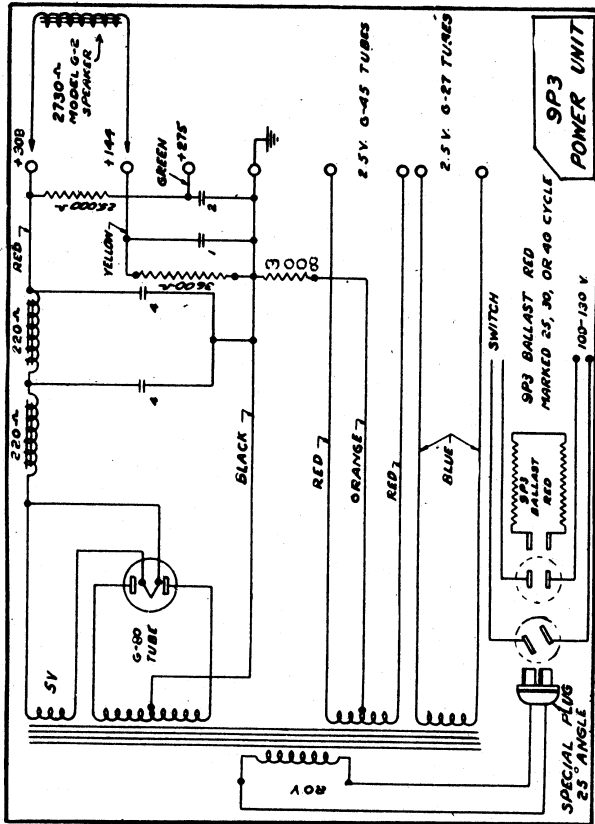


Models 90B, 91, 92, 93, 100B, 102, 103 (1938)



MAJESTIC—Model 91 and 92
Line Voltage 112—Set on *Volt Tap—Volume Control
Position Full On
*Voltage Regulator Is Used

TUBE NO. IN SET	TYPE OF TUBE	POSITION OF TUBE IN SET	TUBE OUT		TUBE IN TESTER		TUBE IN TESTER	
			VOLTS	TYPE	VOLTS	TYPE	VOLTS	TYPE
1	27	1st RP	2.55	148	2.55	148	2.55	148
2	27	2nd RP	2.55	148	2.55	148	2.55	148
3	27	3rd RP	2.55	148	2.55	148	2.55	148
4	27	4th RP	2.55	148	2.55	148	2.55	148
5	27	5th RP	2.55	148	2.55	148	2.55	148
6	27	6th RP	2.55	148	2.55	148	2.55	148
7	245	POWER	2.65	275	2.45	250	50	32
8	380	POWER	2.65	275	2.45	250	50	32
9								
10								



Coding of 1928 and 1929 Models

1. Parts with like part number in different assemblies and models are interchangeable others are not.

2. The following prefixes and model numbers are for 1928 apparatus assemblies:

- GA G1—Power Speaker for 7-A Chassis only
- 70-A 7-A—Chassis for 1928 No. 71 and No. 72 models only
- 60-A 6-A—Chassis for 1928 No. 61 and No. 62 models only
- 7P-6 Power Pack, 60 cycle for No. 7-A Chassis only
- 7P-3 Power Pack, 30 cycle for No. 7-A Chassis only
- 6P-6 Power Pack, 60 cycle for No. 6-A Chassis only
- 6P-3 Power Pack, 30 cycle for No. 6-A Chassis only

The following prefixes and model numbers are for 1929 apparatus assemblies.

- GB G2—Super Dynamic Speaker for 7-B Chassis and 180 Chassis
- 70B 7-B—Chassis for 1929 No. 71 and No. 72 models only
- 180 180—Chassis for 1929 No. 181 radio and phonograph combination
- 7-BP-6 Power Pack, 60 cycle for 7-B Chassis only
- 7-BP-3 Power Pack, 30 cycle for 7-B Chassis only
- 8-P-6 Power Pack, 60 cycle for 180 Chassis only
- 8-P-3 Power Pack, 25, 30, 40 cycle for 180 Chassis only